

2020 CALIFORNIA GRANGE EXPO HANDBOOK



*American Values.
Hometown Roots.*

“To preserve and bring together for exhibition, at proper seasons, the choicest products of orchard, farm, garden, dairy and household skill, that we may incite one another to good works.”

**145th ANNUAL CALIFORNIA STATE GRANGE MEETING
October 1-5, 2020
Orangevale Grange Hall,
5805 Walnut St. Orangevale, CA 95662**

**Entries Close: September 11, 2020
Exhibits Receiving:
4PM- 6PM Thursday October 1
8:00 AM to NOON Friday, October 2
- receiving closes promptly at 12:00 PM with judging to follow
Entry Release: the morning of October 5, 2020**

5/3/2020

Copies of the 2020 Grange Expo Handbook may be obtained from the California State Grange. This book is available as a downloadable file by visiting the California State Grange Web Site www.CAStategrange.org

GRANGE EXPOSITION COMMITTEE

Chief Executive Officer

Kent Westwood, Master California State Grange

Board of Directors

Lillian Booth, Will Shaw, Erica Kroesen, Jan Saxon, Martha Stefenoni

Expo Coordinator/Registrar -- Katie Squire

1304 N. Joaquin St., Coalinga, CA 93210

Welcome to the 2020 California Grange Expo

The California Grange Expo brings together all the Grange contests to make it easier for you, our members and friends, to participate in and support the Grange. This book is for Grange and Junior Grange members of all ages as well as prospective members within the community. Use the Exposition to introduce the Grange to other people. Consider offering workshops or classes at your Grange Hall or meeting place that could result in entries for these contests. Invite experts to introduce new techniques or skills of interest to your members and the community. Hold your own local Exposition to increase the visibility of your Grange in the community.

Separate Divisions are listed for Juniors (age 4 1/2-13 inclusive), Youth (14-20), as well as Senior (21+) exhibitors. The age of an entrant, unless otherwise stated, is based on the participant's age on 1/1/2020. The exhibitor will select the appropriate Section for their participation. The same class numbers are used in each age section.

Pre-registration of entries is required so that the check-in process will be smooth and easy for everyone involved.

The California State Grange and the California Grange Expo are not responsible for errors on entry forms. No exhibitor shall be entitled to an award that has been disallowed because of his/her own error. Entries not meeting contest rules, including labeling, will be disqualified and excluded from awards.

Entries must be the work of the exhibitor and completed during the contest year. Except for classes using recycled items, materials should be new. Work should be clean and in good repair.

Decisions of the judges as recorded on the judging sheets are final. To encourage high standards the judges shall place exhibits based on merit. Judges may withhold placings as they see fit. Best of Show awards will be awarded at the judge's discretion to superior exhibits.

Judging Systems

American: A method of judging in which entries are ranked against each other and the best entries are selected for placing. Normally, only a single 1st, 2nd, and 3rd place award in the class will be awarded.

Danish: A method of judging in which entries are compared to a scorecard or standard. As many first placing, etc. as merited will be given.

It is important for exhibitors, GYF advisors, and members to be familiar with the rules under which these contests are held. If you have questions regarding the application of rules, qualification of entries or exhibitors please contact the appropriate Department Director. You may also contact the Registrar at (559) 935-0926 or by email at bigfarmr@inreach.com



Mailed Entry Forms must be RECEIVED (unless otherwise noted) by: September 11, 2020 California Grange Expo





REGISTRAR

1304 N. Joaquin St.
Coalinga, CA 93210


2020 RULES


- 1) Grange Exhibitors must be a Patron in Good Standing.
- 2) Non-Grange members may exhibit in California sponsored classes as a Guest Exhibitor only one time. A Patron in Good Standing from a Grange in California must also sign the entry as the sponsor for each Guest Exhibitor.
- 3) Entries received from exhibitors who are members of or are sponsored by Granges that have been suspended will not be accepted.
- 4) Advance Registration is required.
- 5) A **maximum** of 2 entries per exhibitor will be allowed in any class.
- 6) Substitution of exhibits will only be allowed within the same class, and by the same exhibitor.
- 7) **Exhibits must have been completed after January 1, 2019** to be eligible for entry in this show. Exhibits shown in an earlier Grange contest may not be re-entered in the California Grange Expo.
- 8) Entries made from a kit will only be accepted in classes where the use of kits is allowed.
- 9) Exhibits may be entered in only one class. If an entry fits into more than one class or contest it is up to the exhibitor to select the class in which the entry best fits.
- 10) Exhibits entered in the wrong class will be disqualified.
- 11) Guest Exhibitors may only exhibit for one year. Grange membership must be confirmed to continue competing.
- 12) All entries must be submitted using the Official California Grange Expo Entry Form located at the end of this book or electronically.

Definitions

-  **Amateur:** A person who engages in an event or activity as a pastime rather than a profession.
-  **Professional:** A person who engages in an event or activity as a livelihood rather than as a hobby.
-  **Group:** More than one person working together on a project, exhibit or entry.
-  **Patron in Good Standing:** A Grange member who is not in arrears for dues, against whom no charges are pending, and who belongs to a California Grange in Good Standing.


 **Section:** Age classifications.


 **Junior:** Classes for ages 4 to 14 (age determined as of January 1, 2020).


 **Youth:** Classes for ages 14 to 20 inclusive.


 **Senior:** Classes for ages 21+.


 **Adult:** Classes for ages 14+


 **Open:** Classes in which all ages compete without separate Sections for each age group.

 **Entry Deadline:** The date when entry forms must be received.

 **Entry/Entries:** An object or collection of objects intended for exhibit.

 **Entry Form:** The paperwork or digital form required for entering a contest.

 **Entry Label:** The identification form required to be attached to any entry

 **Entry Receiving:** The date and time, and location for the receiving of items for judging.

Exhibitor: The person who produced the entry and owner of the exhibit.

Guest Exhibitor: A participant who is not, nor has ever been a member of the Grange. Guest Exhibitors may only exhibit for one contest year and must join a Grange to participate subsequently.

SPECIAL FOR 2020

NEW

California Theme Project: This year we will use the theme Pumpkin in recognition of the nearby Elk Grove Pumpkin Festival. Exhibits featuring pumpkins will compete for special awards. Please include the word Pumpkin in the item description on your entry form.

Expanded Photography: We have added a few new classes.

Junior Grange Digital Talent: Show off your talent. Limit one entry per Junior member. Join the show and submit your electronic file to the National Junior Grange Director by October 1, 2020.

COVID Creations: Have you been exploring new activities during your time in Shelter In Place? Look in Division 365 for your chance to showcase your work.

ART

2-D ART

Division 10 FINE ARTS

Entries in classes must be completed after January 1, 2018 and be the original work of the exhibitor. **Maximum size 24"x36" including frame**, no minimum size. Entries will be judged according to the medium used. Charcoal, Pencil, and Pastel entries must have been treated for permanency to stop smudging. Entries must be framed or have a firm backing. **Appropriate hanging devices or wires are required.** Glass covering is not allowed on any entry, Plexiglas and other non-breakable coverings are acceptable. Computer enhancement of artwork, or art generated by using computer printers is not permitted in these classes. No nudes.

Section A1	Junior, 9 & Under
Section A2	Junior, 10-14
Section B	Youth
Section C	Senior

Class 1	Painting
Class 2	Drawing
Class 3	"Art Night" - led single session art class
Class 4	Any other Other



NATIONAL GRANGE JUNIOR CREATIVE ART CONTEST

Division 12 NG JUNIOR CREATIVE CONTEST

Use this year's theme to draw or paint a picture showing what Cultivating Connections means to you. Use crayons, colored pencils, markers, or paints. Maximum size 8 1/2 X 11" in size. Make 2, submit one to Grange Expo and one to the National Junior Director. On the back of the artwork place a label with contestant's name, birth date, address, Grange name and number.

Section A1	Junior (5-7)
Section A2	Junior (8-10)
Section A3	Junior (11-14)



Class 1	Junior Grangers: Cultivating Connections
---------	--

GRAPHIC ARTS – 3D ART

Division 15 BANNERS & POSTERS

Banners must be made of cloth. Materials mounted on the banner must be securely attached. Please include a hanging rod. Posters in this contest must be no larger than 36" wide by 36" long. Entries shall be hand drawn, painted, or constructed on poster board. **Computer generated posters must be entered in the Technology Divisions.**

Section A1	Junior, 9 & Under
Section A2	Junior, 10 to 14
Section B	Youth
Section C	Senior

Class 1	Banner promoting Grange
Class 2	Poster promoting Grange
Class 4	Poster, any other

Division 20 Section A1 Section A2 Section B Section C

ARTISAN CRAFTS Junior, 9 & Under Junior, 10 to 13 inclusive Youth Senior

Class 1	Ceramics
Class 2	Metal
Class 3	Any Other Kind

CRAFTS

Division 30 CHRISTMAS TREE ORNAMENT Maximum size 6 inches. Must include a hanging device.

Section A	Junior
Section B	Youth
Section C	Senior

Class 1	Fabric/fiber/yarn/thread
Class 2	Natural Materials
Class 3	Any Other Kind

Division 33 GENERAL CRAFTS

Section A	Junior
Section B	Youth
Section C	Senior

Class 1	Recycled craft item,
Class 2	Basket, lined
Class 3	Natural Objects
Class 4	Hand Beaded jewelry
Class 5	Hand Beading, any item other than clothing
Class 6	Any Other Craft item

CREATIVE WRITING



Division 40 CREATIVE WRITING

Section A1	Junior 4-7
Section A2	Junior 8-10
Section A3	Junior 11-14
Section B	Youth
Section C	Senior
Class 1	<i>Founders or a Famous Person*</i>
Class 2	Poetry
Class 3	Expository or Informational Text
Class 4	Any Other Writing

* If you were to have a day to spend with one of the founding members of the Grange or someone who is famous what would it be and why? What would you do? What would you talk about?

Junior entries in Class 1 are eligible to be entered in the National Junior Grange Creative Writing contest. Entries are due as a PDF document to the National Junior Director by October 1st.

FLORICULTURE

Division 50 ARRANGEMENTS AND CENTERPIECES

Exhibits made using fresh, dry, natural, artificial or silk flowers. Not to exceed 24" in any direction or as noted.



Section A	Junior
Section B	Youth
Section C	Senior
Class 1	Table arrangement (Max. size 6 x 12)
Class 2	Baskets
Class 3	Holiday
Class 4	Any other kind

Division 56 POTTED PLANTS

Plants should be well watered, but not dripping when presented for competition. Please include a foam plate or plastic drip saucer for your entry. Actual plants must be submitted for judging.

Section A	Junior
Section B	Youth
Section C	Senior
Class 1	Foliage Plants
Class 2	Flowering Plants
Class 3	Any other Kind

PLEASE NOTE

No competitions are held for live animals during the California Grange Expo. Members raising animal projects are asked to submit Grange Youth Fair Project books in Division 100 & 105 of the Grange Members in Action Department. We encourage you to think outside the box and exhibit projects related to your animal projects. For example, if you have a Dairy Goat project you might submit a Gift Basket of different soaps made from Goat milk in the Gift Basket competition found in Home Arts. A Swine project member could present an album documenting the construction of a farrowing crate in Ag Mechanics. Consider creating a scrapbook of your Grange Year or a folding display about your species.

HEALTH & SAFETY AWARENESS



SIGN-A-SONG

Participants must be Grange members. Signers must use total communication skills (Sign Language (ASL preferred), facial expression, mouthing words for lip reading, finger spelling if appropriate, and body movement) to interpret a single song of their choice. Props, and costumes are **allowed**, rhythm is optional. Anyone who is a professional instructor, or who receives money for signing may only enter as an Expert. A hobbyist is anyone who signs on an occasional basis and strictly for fun, this class also includes someone who has entered the sign-a-song contest for more than two years. Exhibitors will submit 3 copies of the words being signed for the use of the judges. Exhibitors must provide their own music. A CD player

and speakers will be available. Participants must sign their name(s) and song title. The audience and judges must be informed as to which sign language is used. Only one song may be signed during the competition performance. Top winners in each class are invited to compete at the Western Regional Conference. If a professional signer is part of a group, it is only eligible in the Expert category. Experts are not eligible for Best of Show. **Please note there is a 5-minute maximum time limit.**

This contest will be judged at the Family Heritage Conference, Orangevale Grange February 16, 2020

Division 60 SIGN-A-SONG CONTEST

Section A	Junior 5-14
Class 1	Novice
Class 2	Hobbyist
Class 3	Group

Section D Open (14+ years of age)

Class 1	Novice
Class 2	Hobbyist
Class 3	Group
Class 4	Expert


The National Junior Grange Sign-A-Song Contest will be held on Friday morning of the National Grange Session. This will be open to all State Junior Grange Sign-A-Song Individual and Group Winners and will be judged at the National Session. Winners will be announced at the Evening of Excellence and will perform their song at the Junior Grange Breakfast on Saturday morning.

HORIZON LEADERSHIP PROGRAM

The [Horizon Leadership Program](#) provides an opportunity for Youth, and Young Adults to represent our State at a National Convention the year following their selection as the state award recipient. They will have the chance to build their individual leadership potential, broaden their view of the Grange, receive training to use in their own states and build friendships across the nation.

Youth Ambassadors must be 16-21, Young Adults must be between ages 22-35.

For complete rules see the National Grange 2020 Grange Youth Program and Contest Guide. Official Application forms must be completed and submitted by September 1, 2020 to the National Grange Youth Director.



GRANGE MEMBERS IN ACTION

PARLIAMENTARY PROCEDURE

Division 80 Parliamentary Procedure Contest

Demonstrate knowledge of parliamentary rules. Conduct a Grange business meeting effectively. Present a logical, realistic, and convincing debate on motions. Record complete and accurate minutes and memorize the opening and closing ceremonies. Teams will consist of Master, Overseer, Steward, Gatekeeper, Chaplain, and Secretary. All members of the team must be Grange members. Includes: Opening Ceremony, Business, and Closing. No drill work is required. Teams will use the most current Subordinate Grange Manual.

Section D	Open
Class 1	Youth only (14-35)
Class 2	Mixed ages

Team members need not be from the same Grange or Pomona. For specific rules and guidelines please consult the National Grange 2020 Grange Youth Program and Contest Guide.

GRANGE YOUTH FAIR TEAM AWARDS

Division 100 GRANGE YOUTH FAIR AWARDS

Submit a record book documenting your participation in the program. Neatness and completeness of the record book is crucial to achieving this award. Include full records for breeding projects. Entrants in Horticulture (including Agriculture, Horticulture and Floriculture) will include information from germination to harvest; these entries can be exhibited as either living exhibits or as a finished product. All activity within the scope of the project will be considered. **Please use the report forms located in the [GYF Program Handbook](#) for each Record Book to indicate entry in the appropriate class. In the Record book use the Exhibitor Awards form as a cover sheet.** All books will be judged using the **Danish system**.

Section A	Junior (5 to 13 years of age)
Section B	Senior (Youth ages 14 - 19)

Class 1	Small Animal Project
Class 2	Large Animal
Class 3	Equestrian Project
Class 4	All Other Projects

Division 105 GYF BEST ALL-AROUND EXHIBITOR

The Project Record Book must include the fair/exhibit results for entries in two or more major categories (i.e.: Large & Small Livestock; Home Arts; Horticulture & Floriculture; Fine Arts & Photography; Industrial Arts & Technology).

Section A	Junior (5 to 13 years of age)
Section B	Senior (Youth ages 14 - 19)
Class 1	Best All Around

PUBLIC RELATIONS

Division 110 GRANGE COMMERCIAL

Entries in this section may be created by an individual or group of any age. Submit a written copy of the script and an audio or video tape. Maximum length 60 seconds for classes 1 & 2. Commercial may address any aspect of the Grange or its programs. Be creative, use props and costumes or audio effects.

Section D	Open
Class 1	Television Commercial
Class 2	Radio Commercial
Class 3	Podcast or YouTube - Grange Connections

Division 115 Grange Display

The goal of the Grange Display contest is to create either a digital or folding display that could be utilized at a county fair, library, Grange open house or other forum to promote the Grange, Grange program or Grange issue. Displays must be Grange related and may be made by individuals or groups. All members of groups must be in the same age section. Display should be no larger than 3' x 4' and should be able to stand by itself. Digital displays must be on a flash drive and in .MP4, .MPG, WMA format. **The top entry from Section B1 and B2 will be exhibited at the National Grange Session.** Click here for more information on the [Grange Display Contest](#)

Section A	Junior (5 to 14)
Section B1	Youth (ages 14 – 21)
Section B2	Young Adult (ages 22 – 35)
Section C	Senior (36+)
Class 1	Folding Display
Class 2	Digital

MEMORIES

COLLECTIONS

A collection is a group of 10 to 20 related items. Items may be related by type, characteristics, or theme. Exact duplicates of items within a collection are not allowed. Display cases will **NOT** be provided. The exhibitor should provide accurate identification, if necessary, for the items included in the collection. Maximum size for display is 24" x 46". It is highly recommended that collections not displayed in a case be securely attached to a backing for transport and display.

<u>Division 120</u>	COLLECTIONS
Section A	Junior
Section B	Youth
Section C	Senior
Class 1	Any Kind

SCRAPBOOKS

Division 125 SCRAPBOOK

Capture the activities of you as a Junior Grange or Grange member. What did you do? Where did you go? What did you make? What did you participate in? This is your Grange journey. Juniors, please use the theme: **Heroes in Training**.

Section A1	Junior, 4-7
Section A2	Junior, 8 - 10
Section A3	Junior 11 -14
Section B	Youth
Section C	Senior
Class 1	My Grange Year

Junior Grange scrapbook pages must be 8 ½ by 11 inches and a maximum of 15 pages excluding cover sheet. Each Junior scrapbook must include a cover sheet with contestant's name, age and birth date, State, Grange name and number, and mailing address. **Junior entries will be submitted to the National Grange for inclusion at the National Grange session in November.**

2020 GRANGE RITUAL CONTEST

Division 130 RITUAL CONTEST

Can you crack the Grange code? If so, you can present your skills at the National Grange Session and test your skills against other Grangers from across the country. For details visit nationalgrangeyouth.org/youth-programs/grange-ritual-contest

Section D	Open (Subordinate Grange members)
Class 1	Novice (beginners learning code <2 years)
Class 2	Patron (2 or more years code reading)

Novice contestants will present to the judge the following items from the code book: The Use of the Gavel, Degree Words (1st-4th) Annual Password, Voting Sign, Sign (1st- 4th) and Patrons Grip. Novice contest winners will have to compete in the Patron Contest next year.

Patron contestants will read the opening plus all of the required elements for Novice. In addition, they will be asked to read all signals, signs, and salutations for the first 4 degrees. Plus, an additional section of the Code Book.

HOME ARTS BAKING

ALL Baking and Candy entries must be placed on a foam tray or plate and enclosed in a zipper style resealable plastic bag. Entries not meeting these requirements will be disqualified. **Submit a complete recipe printed on a 3" x 5" card, listing all ingredients with each exhibit.**

<u>Division 150</u>	QUICK BREAD - Non-yeast breads
Section A	Junior
Section B	Youth
Section C	Senior

Class 1	Loaf
Class 2	Muffin (7)
Class 3	Any other kind, specify

<u>Division 151</u>	YEAST BREAD
Section A	Junior
Section B	Youth
Section C	Senior

Class 1	Loaf - Any Kind
Class 2	Loaf - Any Kind, machine made
Class 3	Rolls (7 individual)

Division 152 COOKIE (14 cookies) No-bake cookies are not eligible in this division - See Division 170

Section A	Junior
Section B	Youth
Section C	Adult

Class 1	Bar
Class 2	Drop
Class 3	Filled
Class 4	Rolled
Class 5	Brownies
Class 6	Any other kind

Division 153 CAKE

Section A	Junior
Section B	Youth
Section C	Senior

Class 1	Wacky Cake - Any Kind
Class 2	Tricks With a Mix –
Class 3	Any other Kind

CONFECTIONS

Entries in this category will not be returned due to the perishable nature of the product. **Please note: Dehydration is a separate contest in Food Preservation Div. 190**
Division 160 CANDY (10 Pieces)

Section A	Junior
Section B	Youth
Section C	Senior

Class 1	Hard - any kind
Class 2	Soft – any kind
Class 3	Chocolate

Division 170 SNACKS (flavored popcorn, crackers, etc.) (Minimum amount pint size bag)

Section A	Junior
Section B	Youth
Section C	Senior

Class 1	Any Kind
Class 2	No-bake cookies

Please Note: Entries in baking and confections divisions will be auctioned to benefit the Grange Expo during the CSG convention



FOOD PRESERVATION

ENTRY RULES

- A) All entries must have been canned after January 1, 2018
- B) All jars must be STANDARD and SEALED. Use of paraffin or use of other than standard jars will disqualify exhibit. A STANDARD JAR is a container specifically designed for canning. Due to limitations on exhibit space, it is highly recommended that 4oz., 1/2 and 1-pint jars be used. Larger jars may be used only where appropriate for the type of food, i.e. asparagus.
- C) Exhibits may be opened for judging. Exhibits are not refrigerated.
- D) **Each exhibit must be labeled with the following: date of processing, complete list of ingredients, Method of processing, and type of fill used (hot pack, cold pack).** Only one jar is needed for judging.
- E) The current edition of the Ball Blue Book and USDA guidelines will be considered the guides for all food preservation entries.
- F) Please note on the label if the product is Low Calorie, Low Carbohydrate, Low Sodium, or for a Special Diet.

Entries in food preservation divisions will be auctioned to benefit the Grange Expo. Containers will not be returned.

Division 180 **FRUIT**

Section A **Junior**
Section B **Youth**
Section C **Senior**

- Class 1 Fruit – whole or pieces
- Class 2 Sauce
- Class 3 Juice
- Class 4 Any Other Kind

Division 182 **VEGETABLES**

Section A **Junior**
Section B **Youth**
Section C **Senior**

- Class 1 Beans
- Class 2 Tomatoes
- Class 3 Vegetables
- Class 4 Any Other Kind

Division 184 **PICKLED FOODS**

Section A **Junior**
Section B **Youth**
Section C **Senior**

- Class 1 Cucumber
- Class 2 Fruit or Vegetable
- Class 3 Mixed
- Class 4 Olives
- Class 5 Relish
- Class 6 Fermented Foods
- Class 7 Any other kind



Division 185 **JAM**

Section A **Junior**
Section B **Youth**
Section C **Senior**

- Class 1 Berry
- Class 2 Strawberry
- Class 3 Mixed Fruit
- Class 4 Any Other Kind

Division 186 **JELLY**

Section A **Junior**
Section B **Youth**
Section C **Senior**

- Class 1 Berry
- Class 2 Grape
- Class 3 Strawberry
- Class 4 Mixed Fruit
- Class 5 Any other kind



Division 187 **OTHER SOFT SPREADS**

Section A **Junior**
Section B **Youth**
Section C **Senior**

- Class 1 Marmalade
- Class 2 Fruit Butter
- Class 3 Conserve
- Class 4 Any Other, describe

Division 188 **CANNED AND BOTTLED LIQUIDS**

Entries in this competition must be presented in sealed or firmly stoppered, glass containers. Liquids which must age shall include information on vintage date as well as aging process ie. barrel, bottle, or combination.

Section A **Junior**
Section B **Youth**
Section C **Senior**

- Class 1 Juice or beverage
- Class 2 Syrup or Topping
- Class 3 Vinegar
- Class 4 Any Other, describe
- Class 5 Low Cal, Low Carb, or Special Diet

For more information: about the food preservation visit the Ball/Jarden website at <https://www.homecanning.com>

Division 190 **DRIED FOODS - 1-pint zip bags**

Please note: fruit leather should be entered in Div. 160.

Section A **Junior**
Section B **Youth**
Section C **Senior**

- Class 1 Fruit,
- Class 2 Herbs
- Class 3 Jerky, describe
- Class 4 Raisins
- Class 5 Vegetables
- Class 6 Any other, describe

Division 200 GIFT PACK

Exhibits in "Home Canning" must use at least 4 varieties of food SEALED in 1/2 pint or pint jars. Entries in "Any Other Food" will contain at least 4 separate items of food, i.e. vinegar, dehydrated foods, or baked goods presented in appropriate packaging with labeling. Entries in "For the Home" must have at least 4 separate home prepared gift items appropriate for use in the home, i.e. bath crystals, decorated towels, napkin rings and napkins (Matched sets will be counted as one item). Gift Packs will be judged on attractiveness and originality. Canned goods will not be opened for judging, nor foods tasted. At least 75% of gift pack must be homemade. Commercial products included in gift packs may not exceed 25% or total contents.

Division 200 GIFT PACK

Section A Junior
Section B Youth
Section C Senior

Class 1 Home Canning
 Class 2 Any Other Food
 Class 3 For the Home
 Class 4 Any other kind



TEXTILES

Division 210 NEEDLE ARTS - Handwork

Section A Junior
Section B Youth
Section C Senior

Cotton Thread - Hand Crochet, Knit or Tat

Class 1 Large item
 Class 2 Small item (less than 14")
 Class 3 Clothing item
 Class 4 Any Other, specify

Yarn - Hand Crochet, Knit or Tat

Class 5 Afghan
 Class 6 Baby Blanket
 Class 7 Baby Set
 Class 8 Cap, Hat or Scarf
 Class 9 Sweater, adult or child
 Class 10 Any other, specify



Needlework - Any Other Thread or Yarn

Class 11 Embroidery or Crewel work
 Class 12 Counted Cross Stitch (any item)
 Class 13 Needlepoint/plastic canvas
 Class 14 Latch Hook (any item)
 Class 15 Any Other, Made from a kit
 Class 16 Any Other, specify

Division 220 QUILTS AND COMFORTERS

Section A Junior
Section B Youth
Section C Senior

Class 1 Baby Quilt, crib size
 Class 2 Comforter, tied
 Class 3 Quilt, hand quilted
 Class 4 Quilt, machine quilted



Class 5 Quilt, made by a group
 Class 6 Wall hanging or throw, hand quilted
 Class 7 Any other quilted item

Division 225 NATIONAL GRANGE QUILT BLOCK

The 2020 National Grange Quilt Block pattern is Shoo-Fly or your choice. Each block must incorporate TEAL or TURQUOISE. Finished blocks must be 12 1/2" x 12 1/2". All entries in the National Contest must be received by the National Grange Lecturer by October 31st, 2020



Section A Junior (Age 13 & under)
Section D1 Adult (14+)
Section D2 Men (14+)
 Class 1 Unfinished Quilt Block

Division 230 WEAVING, MISCELLANEOUS OR MIXED TECHNIQUES

Section A Junior
Section B Youth
Section C Senior

Class 1 Weaving
 Class 2 Machine Embroidery
 Class 3 Machine Knit
 Class 4 Hand spun fibers
 Class 5 Any Other Kind, specify

Division 240 SEWING - Clothing Construction

Section A Junior
Section B Youth
Section C Senior

Class 1 Blouse or shirt
 Class 2 Coordinated outfit, 2-3 piece
 Class 3 Dress
 Class 4 Jacket or Coat
 Class 5 Pants or shorts
 Class 6 Skirt
 Class 7 Any other garment, describe

Division 250 SEWING - Household creations

Section A Junior
Section B Youth
Section C Senior

Class 1 Apron
 Class 2 Accessories (for handbag see Div 300)
 Class 3 Any other item, specify

Division 260 STUFFED TOYS

No commercial doll parts accepted; must be handmade. Dolls must be dressed in custom made clothing. Maximum size 24"x24"X24"

Section A Junior
Section B Youth
Section C Senior

Class 1 Animal
 Class 2 Doll
 Class 3 Any other kind

Division 270 WEARABLE ART

Decoration may be on any handmade or purchased article. Judged strictly on beauty and originality.

- Section A Junior**
- Section B Youth**
- Section C Senior**

- Class 1 Fabric - pieced or applique
- Class 2 Beaded
- Class 3 Dyed
- Class 4 Embroidered
- Class 5 Painted, Stenciled
- Class 6 Quilted
- Class 7 Any other, specify



- Class 4 Tomatoes Cherry (dry pint)
- Class 5 Summer Squash (3)
- Class 6 Winter Squash (1)
- Class 7 Pumpkin (1)
- Class 8 Leafy Greens
- Class 6 Any other, identify

Division 314 FRUIT - plate display

- Section A Junior**
- Section B Youth**
- Section C Senior**

- Class 1 Tree Fruit (5)
- Class 2 Vine Fruit (5 bunches, clusters, or individual)
- Class 3 Bush or Row Fruit (dry pint)
- Class 3 Any other fruit (5)

Division 316 NUTS - plate display 1 lb. unshelled

- Section A Junior**
- Section B Youth**
- Section C Senior**

- Class 1 Any Variety

Division 318 HONEY - 1 lb. jar

- Section A Junior**
- Section B Youth**
- Section C Senior**

- Class 1 Honey, any form



Division 319 EGGS - 1 dozen carton

- Section A Junior**
- Section B Youth**
- Section C Senior**

- Class 1 Eggs - specify species or variety

Please Note: Entries in Agriculture divisions will be auctioned to benefit the Grange Expo during the CSG convention

MISCELLANEOUS

Division 300 MISCELLANEOUS PROJECTS

- Section A Junior**
- Section B Youth**
- Section C Senior**

- Class 1 Any other – please specify
- Class 2 Handbag - any construction or material
- Class 3 Interlocking Building Blocks - not over 24"x24" inches must be mounted on a baseplate or be a single piece free standing, no kits, however major modifications or re-purposing of kits is allowable.

NATURAL SCIENCES AGRICULTURE

Exhibits should be fully mature or ripe and properly cleaned. Bulk entries must be shown in a clear 1-pint container, unsealed. Bundles and sheaves should be mature and cured, not less than 2" in diameter at the bottom tie. Entries must have been grown and prepared by the exhibitor. Entries should be grown for normal home use. Monstrosities (extremely oversize, or un-naturally grown) will not be considered for awards. **All entries must be identified by species and variety on the entry form, please note organic produce.**

Division 310 FIELD CROPS & GARDEN SEED

- Section A Junior**
- Section B Youth**
- Section C Senior**

- Class 1 Bulk seed, any variety
- Class 2 Grain, Sheaves
- Class 3 Dried Flowers or Sunflower
- Class 4 Corn, dry on cob
- Class 5 Any Other

Division 312 VEGETABLES - plate display

- Section A Junior**
- Section B Youth**
- Section C Senior**

- Class 1 Root crops (3-5)
- Class 2 Corn, fresh (5 ears)
- Class 3 Tomatoes (Standard size 5)


AGRICULTURAL FIBER

Division 330 AGRICULTURAL FIBERS

- Section A Junior**
- Section B Youth**
- Section C Senior**

- Class 1 Wool Fleece
- Class 2 Other Animal Fiber
- Class 3 Any Other Kind

For hand or machine spun fiber please see Division 230.





PERFORMING ARTS

Division 340

Section A

Section D

Class	1
Class	2
Class	3

Grange's Got Talent!!! Junior (Age 14 & Under) Adult

Variety
Vocal
Instrumental

All performers must be Grange or Junior Grange members. Performers in a group need not be members of the same Grange. Recorded accompaniment for vocal acts must be instrumental only. No recorded accompaniment for instrumental acts. Maximum time limit: **5 Minutes including set up and take down, no minimum time.**

The California Grange's Got Talent will take place at the 2020 California State Grange Session at Orangevale Grange.

Trophies and Grange Ribbon pins will be presented for this contest. Best of Show in this competition will be invited to represent California at the National Grange Evening of Excellence (EoE) in King of Prussia, PA. **Upon performing at the National Grange EoE each State Best of Show act will receive \$100.** Additional awards will be given based on the results of audience votes.

Division 345

JUNIOR DIGITAL TALENT

Junior Grangers Got Talent? Junior Grangers from around the country will showcase their talents through a digital talent show. All varieties of talents will be accepted, so send in your best performance. For complete entry details: [Junior Grange Program Guide](#) at the National Junior Grange website. Limited to a 3-5 minute performance.

Please share your entry with the California State Grange and the National Grange. Downloadable files or uploadable YouTube videos are due to the National Grange Junior Director by October 1st. Submit a copy for presentation at the California State Convention.

Public Speaking Contest

***These contests will be judged at the California Grange Family Heritage Conference, Orangevale Grange February 16, 2020.**

These contests are open to members of the Grange, Junior Grange, or Junior 1+ members only. The contestant's age at the time of the competition will determine the age group. First place winners in each class will be invited to present their speech at the Western Regional Youth Conference this summer

Division 350

Section A

Class	1
Class	2
Class	3

JUNIOR GRANGE PUBLIC SPEAKING

Junior (Age 5-14)

Prepared Speech
Short Story
Impromptu (State & Regional only)

Class 1: Deliver a prepared speech based on the annual Junior Grange theme or any topic of your choice. Length Minimum 3 minutes - maximum 7 minutes.

Class 2: present a short story or poem of your choosing. The contestant must meet a minimum of 1 minute with no more than 3 minutes for the story.

Class 3: The contestant will draw 2 topics from a mystery bag and select one of those topics to give their speech on. The contestant must meet a minimum of 1 minute with no more than 3 minutes for their speech.

Division 360

Section B

Section C1

Section C2

Section C2

Section C2

Section C2

Section C2

Section C2

Section C2

Section C2

Section C2

Section C2

Section C2

Section C2

Section C2

Section C2

Section C2

Section C2

Section C2

Section C2

Section C2

Section C2

Section C2

Section C2

Section C2

Section C2

Section C2

Section C2

Section C2

Section C2

Section C2

Section C2

Section C2

Section C2

Section C2

Section C2

Section C2

Section C2

Section C2

Section C2

Section C2

Section C2

Section C2

Section C2

Section C2

GRANGE PUBLIC SPEAKING

Youth 14-21 years of age

Young Adult 22 - 35 years of age

Adult 36+ years of age

Section C2

Section C2

Section C2

Section C2

Section C2

Section C2

Section C2

Section C2

Section C2

Section C2

Section C2

Section C2

Section C2

Section C2

Section C2

Section C2

Section C2

Section C2

Section C2

Section C2

Section C2

Section C2

Section C2

Section C2

Section C2

Section C2

Section C2

Section C2

Section C2

Section C2

Section C2

Section C2

Section C2

Section C2

Section C2

Section C2

Section C2

Section C2

Section C2

Section C2

Section C2

Prepared Speech

Elevator Speech

Radio Spot

Impromptu

Class 1: Contestants will be required to answer an impromptu question related to the topic of the speech at the end of their speech. Topic: Contestant's Choice. **Time Limit: minimum 4 minutes – maximum 5 Minutes.**

Class 2: You've met someone in an elevator or been stopped in a restaurant and asked, "What is the Grange?" Your task is to explain what the Grange is to this person in one and one-half minutes (**90 seconds**).

Class 3: Pretend you are a "DJ" and you're doing a live commercial for the Grange. You can include one or two people in the radio spot. Radio spots should be exactly 60 seconds in length and may include a musical or sound effect introduction or background. If music or sound effects are used the contestant must provide and operate the sound-making device. Contestants will provide a complete written script (including notations about music/sound effects) to the timekeeper to aid in timing accuracy. Music/sound effect introductions and endings are considered part of the radio spot and must not exceed the 60 second time limit. Radio spots should relate to the Grange, be original, and created by the contestant.

Class 4 Topics will be drawn by the contestants and no preparation time will be given. Time limit: **Maximum 5 minutes.**

Covid Creations

Especially for things we made or did while Sheltering in Place.

Division 365

COVID CREATIONS

Section A

Section B

Section C

Section C

Section C

Section C

Section C

Section C

Section C

Section C

Section C

Junior

Youth

Senior

Made a Mask

I Always Wanted To ... (new skills)

TP Treasures

My COVID Odyssey - creative writing

Brown Bananas, What to do? (upcycle food)

Be A Star - Quarantine videos

This is How To - Teaching presentations



PHOTOGRAPHY

Photographs may be entered in only one class; the exhibitor must select the class for the entry. Photos must be mounted for display in frames, mats or with a backing. Hanging devices must be firmly attached to the back of the entry (3 one-inch pieces of hook sided, hook and loop (Velcro) attached to the back of matted or backed photographs is suitable). Glass covered entries will not be accepted for judging. Size of entry including frame or backing must not be smaller than 5"x5" or larger than 16x20. Only photos **taken** after 1/1/2019 are eligible for entry. Cropping a photograph using computer tools is not considered computer manipulation. Adjust color saturation, applying a digital filter, or creating a composition using elements from a pair or group of photographs would be considered computer manipulated. Exhibits with digital captions must be entered in Computer Manipulated. Computer Manipulated compositions must be composed of original photos taken by the exhibitor.

Division 370	PHOTOGRAPHY
Section A1	Junior, 4-7
Section A2	Junior, 8-10
Section A3	Junior, 11-14 inclusive
Section B	Youth
Section C	Senior
Class 1	Landscape/Seascape
Class 2	Portrait
Class 3	Macro – (close up detail, larger than life)
Class 4	Animals
Class 5	Agriculture
Class 6	Family
Class 7	Still Life
Class 8	Travel
Class 9	Computer Manipulated Photographs
Class 10	National Junior Theme

***Junior Entries in Class 10 are limited to a minimum of 5"x7" and a maximum of 8"x10"** Entries will be submitted to the National Grange for display and judging at the 154th Session in November 2020.

Top placing entries will be considered for Best of Show in each Section. Best of Show for Adult (Youth and Adult Combined) will be submitted to the National Grange for exhibition at the National Grange Session. Entries will be returned following completion of the National Grange session.

TECHNOLOGY DEPARTMENT

AG MECHANICS & INDUSTRIAL TECHNOLOGY

Division 390	AG MECHANICS AND INDUSTRIAL TECHNOLOGY
Section A	Junior
Section B	Youth
Section C	Senior
Class 1	Large project album or display board
Class 2	Small project, 18" x 18" x 18" maximum

Class 1: Document the construction of a single large project (i.e.: farrowing crate, trailer, barbecue, hope chest, lamp, etc.). Include: plans; construction materials list; costs; provide at least 12 photographs of the project under construction; include detail photos (welds, joints, miters, etc.). If judged at a local fair include a copy of judging evaluation and comment form. Due to limitations of the display area completed projects may not be accepted or displayed.

Class 2: Small projects: battery operated projects must include a full set of fully charged batteries. Electrical projects must have a method to stop the flow of current. Entries must be age appropriate. Include an explanation of how the project works and is used.



COMPUTER APPLICATIONS

COMPUTER DESIGN

Entries should be mounted or framed (no glass) for exhibition. 2D exhibits must be printed on 8 1/2" x 11" paper and may be printed in either portrait or landscape mode. Exhibitors may include a sample of the final product for designs or plans. Entry must be computer generated and designed by the exhibitor.

Division 400	COMPUTER GRAPHIC DESIGN
Section A	Junior
Section B	Youth
Section C	Senior
Class 1	Artwork - any type 2-D or 3D
Class 2	Grange flyer or brochure
Class 3	Grange Newsletter
Class 4	Grange Poster
Class 5	Letterhead for a Grange or officer
Class 6	Any other graphic design or set of plans

COMPUTING - Presentation

Create a successful presentation that is appealing to an audience. Must include the following: Slides for visual effects (at least one 35mm slide, black & white or color transparency or images displayed on a computer screen); Outline, including slide titles and text of bulleted items, must cover all key points; Notes, thumbnail or reduced size copies of visuals; Handouts, at least one handout must be included in your presentation. Submit in a 3-Ring binder. Use sheet protectors for your slides etc. Include a digital copy of the presentation. Exhibitor identification information on the first page in the binder. **No age groupings.**

Division 410	POWERPOINT PRESENTATION
Section D	Open (any age)
Class 1	Grange Presentation
Class 2	Any other presentation

COMPUTING - WEB PAGE DESIGN

Division 420 WEB PAGE DESIGN

Design a successful website. Web pages should be designed for easy access from most computer platforms and browsers. Website needs to include information about the Grange and activities. Content must be appropriate for all ages. **THE WEBSITE ADDRESS MUST BE INCLUDED ON THE ENTRY FORM.** Websites will be visited by a judging panel in June prior to convention. Addresses will not be made public. **Amateur Exhibitors Only, exhibitor must be the individual who has built the website.**

Section D Open (any age)
Class 1 Web Page



HINTS: Sites should be easy to navigate with a design (backgrounds and themes) which is consistent throughout the site. You should be able to tell you are on the same website. **BIG TIP:** There should be no broken links **BIG TIP#2: PROOFREAD...** Pages full of spelling errors may convince your visitors to look elsewhere for information.

WOODWORKING

Entries in these classes are limited in size to a maximum of 24" x 24 x 24". Exhibits in Class 1 may be constructed from kits, or may be cut out by another person and finished by the entrant..



Division 430 Woodworking
Section A Junior
Section B Youth
Section C Senior

Class 1 Pre-cut,
Class 2 Self-cut,
Class 3 Machine carved
Class 4 Hand carved/whittled,
Class 5 Machine Turned (lathe)

ENTRY INSTRUCTIONS

All entries must be submitted on the official 2020 Grange Exposition Entry Form or if applicable through an online entry program.

Completely fill out the top of the entry form. Clearly print all information. Birthdate and age information is only required for Junior and Youth exhibitors. Make sure to sign your entry. Grange name and number must be filled in. Guest Exhibitor entries must be signed by a sponsoring Grange member. Past exhibitors may include their exhibitor number from prior years. Entry confirmation will be provided by email address or a self-addressed stamped envelope.

List all items entered (regardless of receiving dates and department). Please make sure to keep a copy of your entry form(s).

For each exhibit make sure to list the correct Division number, Section (Age Group) and Class number. Item description can include titles for artwork and photography; variety or type for food entries (i.e. Kiwi Jam, Butter Cookies), or description of the actual entry (i.e.: Blue silk pantsuit, seed mosaic of "Project Sustenance Logo"). Please be sure to indicate any special awards that the entry may be qualified for in the appropriate column on the form.

If another person is transporting your exhibits to the Grange Exposition, be sure that each exhibit is well marked with a removable tag including your name, as well as Division, category and class entered.

Bring your copy of the Entry Form for check in. Entry tags will be distributed at check in. This will aid everyone in the check-in process.